

July 10, 2014

Listing Department
National Stock Exchange of India Ltd.
Exchange Plaza, Bandra-Kurla Complex
Bandra [E], Mumbai - 400 051

Dear Sir,

(1) (a) Statement showing shareholding Pattern as per Clause 35 of Listing agreement			
Name of the Company: Kothari Petrochemicals Limited			
Scrip Code: KOTHARIPET	Class of Security:	Equity	Quarter ended : June 30, 2014
Partly paid-up shares:-	No. of partly paid-up shares	As a % of total no. of partly paid-up Shares	As a % of total no. of shares of the company
Held by promoter/promoter group	Nil	Nil	Nil
Held by public	Nil	Nil	Nil
Total	Nil	Nil	Nil
Outstanding convertible securities:-	No. of outstanding securities	As a % of total no. of outstanding convertible securities	As a % of total no. of shares of the company, assuming full conversion of the convertible securities
Held by promoter/promoter group	Nil	Nil	Nil
Held by public	Nil	Nil	Nil
Total	Nil	Nil	Nil
Warrants:-	No. of warrants	As a % of total no. of warrants	As a % of total no. of shares of the company, assuming full conversion of Warrants
Held by promoter/promoter group	Nil	Nil	Nil
Held by public	Nil	Nil	Nil
Total	Nil	Nil	Nil
Total paid-up capital of the company, assuming full conversion of warrants and convertible securities			Rs.58,84,64,000

Contd....



Plant :

1/2-B 33/5 Sathangadu Village, Manali, Chennai - 600 068, India, Phone +91 44 2594 1308 / 309, Fax +91 44 2594 1524

CIN : L11101TN1989PLC017347
TIN No. : 33523881406
CST No. 217771 / dt. 20-12-1999

(..2..)

Category Code	Category of shareholder	No. of Share Holders	Total number of shares	Number of shares held in dematerialized form	Total shareholding as a percentage of total number of shares		Shares Pledged or otherwise encumbered	
					As a percentage of (A+B)	As a percentage of (A+B+C)	Number of Shares	As a percentage
(I)	(II)	(III)	(IV)	(V)	(VI)	(VII)	(VIII)	(IX)=(VIII) / (IV)*100
(A)	Promoter and Promoter Group ²							
1	Indian							
(a)	Individuals/Hindu Undivided Family	3	297600	297600	0.51	0.51	0	0
(b)	Central Government/ State Government(s)	Nil	Nil	Nil	Nil	Nil	Nil	Nil
(c)	Bodies Corporate	2	41169812	41169812	69.96	69.96	0	0
(d)	Financial Institutions/ Banks	Nil	Nil	Nil	Nil	Nil	Nil	Nil
(e)	Any Other (specify)	Nil	Nil	Nil	Nil	Nil	Nil	Nil
		Nil	Nil	Nil	Nil	Nil	Nil	Nil
	Sub-Total (A)(1)	5	41467412	41467412	70.47	70.47	0	0
2	Foreign							
(a)	Individuals (Non-Resident Individuals/ Foreign Individuals)	Nil	Nil	Nil	Nil	Nil	Nil	Nil
(b)	Bodies Corporate	Nil	Nil	Nil	Nil	Nil	Nil	Nil
(c)	Institutions	Nil	Nil	Nil	Nil	Nil	Nil	Nil
(d)	Qualified Foreign Investors (QFIs)	Nil	Nil	Nil	Nil	Nil	Nil	Nil
(e)	Any Other (specify)	Nil	Nil	Nil	Nil	Nil	Nil	Nil
	Sub-Total (A)(2)	Nil	Nil	Nil	Nil	Nil	Nil	Nil
	Total Shareholding of Promoter and Promoter Group (A)= (A)(1)+(A)(2)	5	41467412	41467412	70.47	70.47	0	0

Contd....



Plant :


1/2-B 33/5 Sathangadu Village, Manali, Chennai - 600 068, India, Phone +91 44 2594 1308 / 309, Fax +91 44 2594 1524

CIN : L11101TN1989PLC017347
TIN No. : 33523881406
CST No. 217771 / dt. 20-12-1999

(..3..)

(B)	Public shareholding ³							
1	Institutions							
(a)	Mutual Funds/ UTI	3	51500	Nil	0.09	0.09		
(b)	Financial Institutions/ Banks	Nil	Nil	Nil	Nil	Nil		
(c)	Central Government/ State Government(s)	Nil	Nil	Nil	Nil	Nil		
(d)	Venture Capital Funds	Nil	Nil	Nil	Nil	Nil		
(e)	Insurance Companies	2	1628447	1628447	2.77	2.77		
(f)	Foreign Institutional Investors	1	40500	Nil	0.07	0.07		
(g)	Foreign Venture Capital Investors	Nil	Nil	Nil	Nil	Nil		
(h)	Qualified Foreign Investors (QFIs)	Nil	Nil	Nil	Nil	Nil		
(i)	Any Other (specify)	Nil	Nil	Nil	Nil	Nil		
	Sub-Total (B)(1)	6	1720447	1628447	2.92	2.92	0	0
2	Non-institutions							
(a)	Bodies Corporate	203	6665545	6542945	11.33	11.33		
(b)	Individuals -							
	i. Individual shareholders holding nominal share capital up to Rs.1 lakh.	9799	6175698	4049115	10.49	10.49		
	ii. Individual shareholders holding nominal share capital in excess of Rs.1 lakh.	107	2758447	2699047	4.69	4.69		
(c)	Any Other							
	1) Directors & Relatives	1	100	Nil	0.00	0.00		
	2) Non-Resident Indians (NRI's)	30	58751	45651	0.10	0.10		
	Sub-Total (B)(2)	10140	15658541	13336758	26.61	26.61	0	0
	Total Public Shareholding (B)= (B)(1)+(B)(2)	10146	17378988	14965205	29.53	29.53	0	0
	TOTAL (A)+(B)	10151	58846400	56432617	100.00	100.00	0	0
(C)	Shares held by Custodians and against which Depository Receipts have been issued	Nil	Nil	Nil	Nil	Nil	Nil	Nil
	1) Promoter and Promoter Group	Nil	Nil	Nil	Nil	Nil	Nil	Nil
	2) Public	Nil	Nil	Nil	Nil	Nil	Nil	Nil
	GRAND TOTAL (A)+(B)+(C)	10151	58846400	56432617	100.00	100.00	0	0

Contd....




(.4.)

(1)(b) Statement showing holding of securities (including shares, warrants, convertible securities) of persons belonging to the category "Promoter and Promoter Group"

Sl. No.	Name of the shareholder	Total shares held		Encumbered Shares			Details of warrants		Details of Convertible securities		Total shares (including underlying shares assuming full conversion of warrants and convertible securities) as a % diluted share capital
		No. of Shares	As a % of Grant Total (A)+(B)+(C)	No.	As a %	As a % of grand Total (A)+(B)+(C) of sub-clause (I)(a)	No. of warrants held	As a % total no. of warrants of the same class	No. of convertible securities held	As a % total no. of convertible securities of the same class	
(I)	(II)	(III)	(IV)	(V)	(VI)=(V)/(III)* 100	(VII)	(VIII)	(IX)	(X)	(XI)	(XII)
1	B H Kothari	177400	0.30	0.00	0.00	0.00	0.00	0.00	0.00	0.00	0.30
2	Nina B Kothari	120100	0.20	0.00	0.00	0.00	0.00	0.00	0.00	0.00	0.20
3	Rasika H Kothari	100	0.00	0.00	0.00	0.00	0.00	0.00	0.00	0.00	0.00
4	Kothari Sugars & Chemicals Ltd.	12019000	20.42	0.00	0.00	0.00	0.00	0.00	0.00	0.00	20.42
5	BHK Trading Private Limited	29150812	49.54	0.00	0.00	0.00	0.00	0.00	0.00	0.00	49.54
TOTAL		41467412	70.47	0.00	0.00	0.00	0.00	0.00	0.00	0.00	70.47

Contd....



(..5..)

(1) (c) (i) Statement showing holding of securities (including shares, warrants, convertible securities) of persons belonging to the category "Public" and holding more than 1% of the total number of shares

Sl. No.	Name of the shareholder	No. of Shares	Sharers as a % of total no. of shares [i.e. Grand Total (A)+(B)+(C) indicated in Statement at para (1)(a) above]	Details of warrants		Details of Convertible securities		Total shares (including underlying shares assuming full conversion of warrants and convertible securities) as a % diluted share capital
				No. of warrants held	As a % total no. of warrants of the same class	No. of convertible securities held	% w.r.t. total no. of convertible securities of the same class	
1	LIC of India	1500000	2.55	0.00	0.00	0.00	0.00	2.55
2	Century Foods Pvt. Ltd.	2648000	4.50	0.00	0.00	0.00	0.00	4.50
3	KSR Chemicals & Fortune Trading Pvt. Ltd	1853500	3.15	0.00	0.00	0.00	0.00	3.15
TOTAL		6001500	10.20	0.00	0.00	0.00	0.00	10.20

(1) (c) (ii) Statement showing holding of securities (including shares, warrants, convertible securities) of persons (together with PAC) belonging to the category "Public" and holding more than 5% of the total number of shares of the company

Sl. No.	Name(s) of the shareholder(s) and the Persons Acting in Concert (PAC) with them	No. of Shares	Sharers as a % of total no. of shares [i.e. Grand Total (A)+(B)+(C) indicated in Statement at para (1)(a) above]	Details of warrants		Details of Convertible securities		Total shares (including underlying shares assuming full conversion of warrants and convertible securities) as a % diluted share capital
				No. of warrants	As a % total no. of warrants of the same class	No. of convertible securities held	% w.r.t. total no. of convertible securities of the same class	
Nil								


(1)(d) Statement showing details of locked-in shares

Sl. No.	Name of the shareholder	Number of locked-in shares	Shares as a percentage of total number of shares {i.e., Grand Total (A)+(B)+(C) indicated in Statement at para (1)(a)above}
Nil			

(II)(a) Statement showing details of Depository Receipts (DRs)

Sl. No	Type of outstanding DR (ADRs, GDRs, SDRs, etc.)	Number of Outstanding DRs	Number of Shares underlying outstanding DRs	Shares underlying outstanding DRs as a percentage of total number of shares {i.e., Grand Total (A)+(B)+(C) indicated in Statement at para (1)(a) above}
Nil				

Contd..





(..6..)

(II)(b) Statement showing holding of Depository Receipts (DRs), where underlying shares held by 'promoter/promoter group' are in excess of 1% of the total number of shares				
Sl. No.	Name of the DR Holder	Type of outstanding DR (ADRs, GDRs, SDRs, etc.)	Number of Shares underlying outstanding DRs	Shares underlying outstanding DRs as a percentage of total number of shares {i.e., Grand Total (A)+(B)+(C) indicated in Statement at para (1)(a) above}
Nil				

Thanking You

Yours faithfully

for Kothari Petrochemicals Limited


S. Sundaramurthy
Company Secretary & Compliance Officer

Plant: