

Pre & Post Scheme of Amalgamation Shareholding Pattern without PAN
Under Regulation 31(1)(c) of SEBI (Listing Obligations and Disclosure Requirements) Regulations, 2015

Pre - Scheme of Amalgamation Shareholding Pattern without PAN

1. Name of Listed Entity : **Kothari Petrochemicals Limited (“Transferee Company”)**
2. Scrip Code/Name of Scrip/Class of Security : **KOTHARIPET / EQUITY**
3. ISIN : **INE720A01015**
4. Share Holding Pattern Filed under : **Regulation 31(1)(c)**
5. Date of Report : **May 22, 2026**

6. **Declaration:** The company declare the following to the extent of submission of information: -

Sl. No.	Particulars	Yes	No
(i)	Whether the Listed Entity has issued any partly paid up shares?	-	√
(ii)	Whether the Listed Entity has issued any Convertible Securities or Warrants?	-	√
(iii)	Whether the Listed Entity has any shares against which depository receipts are issued?	-	√
(iv)	Whether the Listed Entity has any shares in locked-in?	-	√
(v)	Whether any shares held by promoters are pledge or otherwise encumbered?	-	√
(vi)	Whether the listed entity has any significant beneficial owner?	√	-



7. The tabular format for disclosure of holding of specified securities is as follows: -

Table I: Summary Statement holding of specified securities.

	Category of shareholder (II)	Nos. of share holders (III)	No. of fully paid up equity shares held (IV)	No. of Partly paid-up equity shares held (V)	No. of shares underlying Depository Receipts (VI)	Total nos. shares held (VII) = (IV) + (V) + (VI)	Share holding as a % of total no. of shares (calculated as per SCRR, 1957) (VIII) as a % of (A+B+C2)	Number of Voting Rights held in each class of securities. (IX)			No. of shares Underlying Out standing convertible securities (including Warrants) (X)	Shareholding, as a % assuming full conversion of convertible securities (as a % of diluted share capital) (XI) = (VII) + (X) As a % of (A+B+C2)	Number of Locked in shares (XII)		Number of Shares pledged or otherwise encumbered (XIII)		Number of equity shares held in dematerialized form (XIV)	
								No. of Voting Rights					Total as a % of (A+B+C)	No.	As a % of total shares held	No.		As a % of total Shares held
								Class Equity	class Y	Total								
(A)	Promoter & Promoter Group	5	4,24,97,005	0	0	4,24,97,005	72.22	4,24,97,005	0	4,24,97,005	72.22	0	0	0	0	0	4,24,97,005	
(B)	Public	39,511	1,63,49,395	0	0	1,63,49,395	27.78	1,63,49,395	0	1,63,49,395	27.78	0	0	0	0	0	1,54,52,847	
(C)	Non Promoter-Non Public	0	0	0	0	0	0	0	0	0	0	0	0	0	0	0	0	
(C1)	Shares underlying DRs	0	0	0	0	0	0	0	0	0	0	0	0	0	0	0	0	
(C2)	Shares held by employee Trusts	0	0	0	0	0	0	0	0	0	0	0	0	0	0	0	0	
	Total	39,516	5,88,46,400	0	0	5,88,46,400	100	5,88,46,400	0	5,88,46,400	100	0	0	0	0	0	5,79,49,852	



Table II: Statement showing shareholding pattern of the **Promoter and Promoter Group**

	Category of shareholder	Entity type i.e. promoter OR promoter group entity (except promoter)	PAN	Nos. of shareholders	No. of fully paid up equity shares held	No. of Partly paid-up equity shares held	No. of shares under lying Depository Receipts	Total nos. shares held	Share holding as a % of total no. of shares (calculated as per SCRR, 1957)	Number of Voting Rights held in each class of securities			No. of Shares Underlying Outstanding convertible securities (as a % of diluted share capital)	Shareholding, as a % assuming full conversion of convertible securities (as a % of diluted share capital)	Number of Locked in shares (XII)		Number of Shares pledged or otherwise encumbered (XIII)		Number of equity shares held in dematerialized form (XIV)	
										No. of Voting Rights		total as a % of total Voting rights			No.	as a % of total share held	No. (a)	as a % of total share held		
										Class Equity	Class y									Total
(1)	Indian																			
(a)	Individuals/ Hindu undivided Family			3	62,67,193	0	0	62,67,193	10.65	62,67,193	0	62,67,193	10.65	0	10.65	0	0	0	0	62,67,193
	Names																			
	Nina Bhadrashyam Kothari	Promoter			62,57,500	0	0	62,57,500	10.63	62,57,500	0	62,57,500	10.63	0	10.63	0	0	0	0	62,57,500
	Arjun Bhadrashyam Kothari	Promoter			9,593	0	0	9,593	0.02	9,593	0	9,593	0.02	0	0.02	0	0	0	0	9,593
	Nayantara Bhadrashyam Kothari	Promoter			100	0	0	100	0.00	100	0	100	0.00	0	0.00	0	0	0	0	100
	Anandita Arjun Kothari	Promoter			0	0	0	0	0	0	0	0	0	0	0	0	0	0	0	0
(b)	Central / State Government(s)			0	0	0	0	0	0	0	0	0	0	0	0	0	0	0	0	0
(c)	Financial Institutions/ Banks			0	0	0	0	0	0	0	0	0	0	0	0	0	0	0	0	0




Category of shareholder	Entity type i.e. promoter OR promoter group entity (except promoter)	PAN	Nos. of share holders	No. of fully paid up equity shares held	No. of Partly paid-up equity shares held	No. of shares underlying Depository Receipts	Total nos. shares held	Share holding as a % of total no. of shares (calculated as per SCRR, 1957)	Number of Voting Rights held in each class of securities			No. of Shares Underlying Outstanding convertible securities (as a % of diluted share capital)	Shareholding, as a % assuming full conversion of convertible securities (as a % of diluted share capital)	Number of Locked in shares (XII)		Number of Shares pledged or otherwise encumbered (XIII)		Number of equity shares held in dematerialized form (XIV)	
									Class Equity	Class y	Total			No.	as a % of total share held	No. (a)	as a % of total share held		
									No. of Voting Rights										
(d)	any other																		
	Bodies Corporate		2	3,62,29,812	0	0	3,62,29,812	61.57	3,62,29,812	0	3,62,29,812	61.57	0	61.57	0	0	0	0	3,62,29,812
	Kothari Sugars & Chemicals Ltd	Promoter		1,000	0	0	1,000	0.00	1,000	0	1,000	0.00	0	0.00	0	0	0	0	1,000
	BHK Trading LLP	Promoter		3,62,28,812	0	0	3,62,28,812	61.57	3,62,28,812	0	3,62,28,812	61.57	0	61.57	0	0	0	0	3,62,28,812
	Sub-Total (A)(1)		5	4,24,97,005	0	0	4,24,97,005	72.22	4,24,97,005	0	4,24,97,005	72.22	0	72.22	0	0	0	0	4,24,97,005
(2)	Foreign																		
(a)	Individuals(NRI/ Foreign Individuals)		0	0	0	0	0	0	0	0	0	0	0	0	0	0	0	0	0
(b)	Government		0	0	0	0	0	0	0	0	0	0	0	0	0	0	0	0	0
(c)	Institutions		0	0	0	0	0	0	0	0	0	0	0	0	0	0	0	0	0
(d)	Foreign portfolio investor		0	0	0	0	0	0	0	0	0	0	0	0	0	0	0	0	0
(e)	Any Other (specify)		0	0	0	0	0	0	0	0	0	0	0	0	0	0	0	0	0
	Sub-Total (A)(2)		0	0	0	0	0	0	0	0	0	0	0	0	0	0	0	0	0
	Total Shareholding of Promoter and Promoter Group (A)= (A)(1)+(A)(2)		5	4,24,97,005	0	0	4,24,97,005	72.22	4,24,97,005	0	4,24,97,005	72.22	0	72.22	0	0	0	0	4,24,97,005

Details of Shares which remain unclaimed may be given here along with details such as number of shareholders, outstanding shares held in demat/unclaimed suspense account, voting rights which are frozen etc.



Table III: Statement showing shareholding pattern of the public shareholder

Category & Name of the shareholders (I)	PAN (II)	Nos. of shareholders (III)	No. of fully paid-up equity shares held (IV)	Partly paid-up equity shares held (V)	No. of share underlying Depository Receipts (VI)	Total nos. shares held (VII) = (IV)+(V)+(VI)	Share holding % (calculated as per SCRR, 1957) (VIII) As a % of (A+B+C2)	Number of Voting Rights held in each class of securities (IX)			No. of Shares Underlying Outstanding convertible securities (including Warrants) (X)	Total share holding, as a % assuming full conversion of convertible securities (as a % of diluted share capital) (XI)	Number of Locked in shares (XII)		Number of Shares pledged or otherwise encumbered (XIII)	Number of equity shares held in dematerialized form (XIV)	Sub-categorization of shares (XV)				
								No of Voting Rights					No.	as a % of total share held			No	as a % of total shares held	Sub-category (i)	Sub-category (ii)	Sub-category (iii)
								Class Equity	Class y	total											
(l) Institutions (Domestic)																					
(a) Mutual Funds		1	49,400	0	0	49,400	0.08	49,400	0	49,400	0.08	0	0.08	0	0	NA	0	-	-	-	
(b) Venture Capital Funds		0	0	0	0	0	0	0	0	0	0	0	0	0	0	NA	0	-	-	-	
(c) Alternate Investment Funds		1	7,627	0	0	7,627	0.01	7,627	0	7,627	0.01	0	0.01	0	0	NA	7,627	-	-	-	
(d) Banks		1	3,481	0	0	3,481	0.01	3,481	0	3,481	0.01	0	0.01	0	0	NA	3,481	-	-	-	
(e) Insurance Companies		0	0	0	0	0	0	0	0	0	0	0	0	0	0	NA	0	-	-	-	
(f) Provident Funds/ Pension Funds		0	0	0	0	0	0	0	0	0	0	0	0	0	0	NA	0	-	-	-	
(g) Asset Reconstruction Companies		0	0	0	0	0	0	0	0	0	0	0	0	0	0	NA	0	-	-	-	
(h) Sovereign Wealth Funds		0	0	0	0	0	0	0	0	0	0	0	0	0	0	NA	0	-	-	-	
(i) NBFCs registered with RBI		0	0	0	0	0	0	0	0	0	0	0	0	0	0	NA	0	-	-	-	
(j) Other Financial Institutions		0	0	0	0	0	0	0	0	0	0	0	0	0	0	NA	0	-	-	-	
(k) Any Other (specify)		0	0	0	0	0	0	0	0	0	0	0	0	0	0	NA	0	-	-	-	
Sub-Total (B)(1)		3	60,508	0	0	60,508	0.10	60,508	0	60,508	0.10	0	0.10	0	0	NA	11,108	-	-	-	



Category & Name of the shareholders (I)	PAN (II)	Nos. of shareholders (III)	No. of fully paid-up equity shares held (IV)	Partly paid-up equity shares held (V)	No. of share underlying Depository Receipts (VI)	Total nos. shares held (VII) = (IV) + (V) + (VI)	Share holding % (calculated as per SCRR, 1957) (VIII) As a % of (A+B+C2)	Number of Voting Rights held in each class of securities (IX)			Total as a % of total voting rights	No. of Shares Underlying Outstanding convertible securities (including Warrants) (X)	Total share holding, as a % assuming full conversion of convertible securities (as a % of diluted share capital) (XI)	Number of Locked in shares (XII)	Number of Shares pledged or otherwise encumbered (XIII)	Number of equity shares held in dematerialized form (XIV)	Sub-categorization of shares (XV)				
								Class Equity	Class y	total							Sub-category (i)	Sub-category (ii)	Sub-category (iii)		
4 Non-institutions																					
(a) Associate companies / Subsidiaries		0	0	0	0	0	0	0	0	0	0	0	0	0	0	0	NA	0	-	-	-
(b) Directors and their relatives (excluding independent directors and nominee directors)		0	0	0	0	0	0	0	0	0	0	0	0	0	0	0	NA	0	-	-	-
(c) Key Managerial Personnel		0	0	0	0	0	0	0	0	0	0	0	0	0	0	0	NA	0	-	-	-
(d) Relatives of promoters (other than 'immediate relatives' of promoter disclosed under 'Promoter and Promoter Group' category)		0	0	0	0	0	0	0	0	0	0	0	0	0	0	0	NA	0	-	-	-
(e) Trusts where any person belonging to 'Promoter & Promoter Group' category is 'trustee', 'beneficiary', or 'author of the trust'		0	0	0	0	0	0	0	0	0	0	0	0	0	0	0	NA	0	-	-	-
(f) Investor Education and Protection Fund (IEPF)		1	10,15,975	0	0	10,15,975	1.73	10,15,975	0	10,15,975	1.73	0	1.73	0	0	0	NA	10,15,975	-	-	-



	Investor Education and Protection fund authority Ministry of corporate affairs		10,15,975	0	0	10,15,975	1.73	10,15,975	0	10,15,975	1.73	0	1.73	0	0	NA	10,15,975	-	-	-
(g)	Resident Individuals holding nominal share capital up to Rs. 2 lakhs	38,496	86,78,443	0	0	86,78,443	14.75	86,78,443	0	86,78,443	14.75	0	14.75	0	0	NA	79,36,995	-	-	-
(h)	Resident Individuals holding nominal share capital in excess of Rs. 2 lakhs	24	10,77,121	0	0	10,77,121	1.83	10,77,121	0	10,77,121	1.83	0	1.83	0	0	NA	10,51,921	-	-	-
(i)	Non-Resident Indians (NRIs)	518	5,97,847	0	0	5,97,847	1.02	5,97,847	0	5,97,847	1.02	0	1.02	0	0	NA	5,92,847	-	-	-
(j)	Foreign Nationals	0	0	0	0	0	0	0	0	0	0	0	0	0	0	NA	0	-	-	-
(k)	Foreign companies	0	0	0	0	0	0	0	0	0	0	0	0	0	0	NA	0	-	-	-
(l)	Bodies Corporate	111	45,75,970	0	0	45,75,970	7.78	45,75,970	0	45,75,970	7.78	0	7.78	0	0	NA	45,00,470	-	-	-
	INDSEC securities and finance Limited		11,35,000	0	0	11,35,000	1.93	11,35,000	0	11,35,000	1.93	0	1.93	0	0	NA	11,35,000	-	-	-
	NEXG Ventures India Pvt Ltd		9,45,000	0	0	9,45,000	1.61	9,45,000	0	9,45,000	1.61	0	1.61	0	0	NA	9,45,000	-	-	-
(m)	Any Other (specify)	355	3,40,423	0	0	3,40,423	0.58	3,40,423	0	3,40,423	0.58	0	0.58	0	0	NA	3,40,423	-	-	-
	Clearing Members	1	200	0	0	200	0.00	200	0	200	0.00	0	0.00	0	0	NA	200	-	-	-
	Independent Director & their Relatives	2	6,000	0	0	6,000	0.01	6,000	0	6,000	0.01	0	0.01	0	0	NA	6,000	-	-	-
	Hindu Undivided Family	343	3,28,343	0	0	3,28,343	0.56	3,28,343	0	3,28,343	0.56	0	0.56	0	0	NA	3,28,343	-	-	-
	Trust	2	1,400	0	0	1,400	0.00	1,400	0	1,400	0.00	0	0.00	0	0	NA	1,400	-	-	-
	LLP	7	4,480	0	0	4,480	0.01	4,480	0	4,480	0.01	0	0.01	0	0	NA	4,480	-	-	-
	Sub-Total B (4)	39,505	1,62,85,779	0	0	1,62,85,779	27.68	1,62,85,779	0	1,62,85,779	27.68	0	27.68	0	0	NA	1,54,38,631	-	-	-
	Total Public Shareholding (B) = (B)(1) + (B)(2) + (B)(3) + B(4)	39,511	1,63,49,395	0	0	1,63,49,395	27.78	1,63,49,395	0	1,63,49,395	27.78	0	27.78	0	0	NA	1,54,52,847	-	-	-

Details of the shareholders acting as persons in Concert including their Shareholding (No. and %):

Details of Shares which remain unclaimed may be given here along with details such as number of shareholders, outstanding shares held in demat/unclaimed suspense account, voting rights which are frozen etc.

Note:

- (1) PAN would not be displayed on website of Stock Exchange(s).
- (2) The above format needs to be disclosed along with the names of the shareholders holding 1% or more than 1% of shares of the listed entity. Column no. (XIII) is not applicable in the above format.
- (3) W.r.t. the information pertaining to Depository Receipts, the same may be disclosed in the respective columns to the extent information available and the balance to be disclosed as held by custodian.
- (4) Categorization and disclosure of each shareholder category should be carried out in the order prescribed in the above format. If a shareholder is falling under more than one category, then the same shall be classified in the category falling first in the order prescribed in the above format. Shareholding under any of the categories shall be unique and will not be duplicated under multiple categories.
- (5) Sub-categorization of shares under column no. (XV) will be based on shareholding (no. of shares) under the following sub-categories:
 - (i) Shareholders who are represented by a nominee Director on the board of the listed entity or have the right to nominate a representative (i.e. Director) on the board of the listed entity.
 - (ii) Shareholders who have entered into shareholder agreement with the listed entity.
 - (iii) Shareholders acting as persons in concert with promoters.



Table IV: Statement showing shareholding pattern of the **Non-Promoter- Non Public shareholder**

	Category & Name of the Shareholders (I)	PAN (II)	Nos. of shareholders (III)	No. of fully paid up equity shares held (IV)	No. of Partly paid-up equity shares held (V)	No. of shares underlying Depository Receipts (VI)	Total nos. shares held (VII) = (IV)+(V)+(VI)	Share holding % (calculated as per SCRR, 1957) (VIII) As a % of (A+B+C2)	Number of Voting Rights held in each class of securities (IX)			No. of Shares Underlying Outstanding convertible securities (including Warrants) (X)	Total share holding, as a % assuming full conversion of convertible securities (as a % of diluted share capital) (XI)	Number of Locked in shares (XII)		Number of Shares pledged or otherwise encumbered (XIII)		Number of equity shares held in dematerialized form (XIV)
									No of Voting Rights		Total as a % of total voting rights			No.	as a % of total Share held	No.	as a % of total shares held	
									class X	class Y								
(1)	Custodian/DR Holder		0	0	0	0	0	0	0	0	0	0	0	0	0	0	0	0
(a)	Name of DR Holder (if available)																NA	
(2)	Employee Benefit Trust (under SEBI (Share based Employee Benefit) Regulations, 2014)		0	0	0	0	0	0	0	0	0	0	0	0	0	0	NA	0
(a)	Name(xyz)																	
	Total Non-Promoter- Non public shareholding (C)= (C)(1)+(C)(2)		0	0	0	0	0	0	0	0	0	0	0	0	0	0	NA	0



Table V- Statement showing details of significant beneficial owners

Sl. No.	Details of the significant beneficial owner			Details of the registered owner			(*#) Details of holding/ exercise of right of the SBO in the reporting company, whether direct or indirect		Date of creation / acquisition of significant beneficial interest#
	Name	PAN/ Passport No. in case of a foreign national	Nationality	Name	PAN/ Passport No. in case of a foreign national	Nationality	Whether by virtue of		
1	Mrs. Nina Bhadrashyam Kothari		INDIAN	BHK Trading LLP		Incorporated in India	Shares	61.57%	07.08.2015
							Voting Rights	61.57%	
							Rights on distributable dividend or any other distribution	61.57%	
							Exercise of control	Yes	
							Exercise of significant influence	Yes	
				Kothari Sugars and Chemicals Limited		Incorporated in India	Shares	0.001%	22.12.2005
							Voting Rights	0.001%	
							Rights on distributable dividend or any other distribution	0.001%	
							Exercise of control	Yes	
				Nina Bhadrashyam Kothari		Indian	Shares	10.63%	22.12.2005
							Voting Rights	10.63%	
							Rights on distributable dividend or any other distribution	10.63%	
Exercise of control	Yes								
							Exercise of significant influence	Yes	



2	Mr. Arjun Bhadrashyam Kothari	INDIAN	BHK Trading LLP	Incorporated in India	Shares	61.57%	07.08.2015
					Voting Rights	61.57%	
					Rights on distributable dividend or any other distribution	61.57%	
					Exercise of control	Yes	
					Exercise of significant influence	Yes	
			Kothari Sugars and Chemicals Limited	Incorporated in India	Shares	0.001%	10.04.2015
					Voting Rights	0.001%	
					Rights on distributable dividend or any other distribution	0.001%	
					Exercise of control	Yes	
			Arjun B.Kothari	Indian	Shares	0.02%	10.04.2015
					Voting Rights	0.02%	
					Rights on distributable dividend or any other distribution	0.02%	
Exercise of control	Yes						
Exercise of significant influence	Yes						

[* In case the nature of the holding/ exercise of the right of a SBO falls under multiple categories specified under (a) to (e) under Column III, multiple rows for the same SBO shall be inserted accordingly for each of the categories.

This column shall have the details as specified by the listed entity under Form No. BEN-2 as submitted to the Registrar.]

Table VI - Statement showing foreign ownership limits.

	Board Approved Limits	Limits Utilized
As on Shareholding date	100%	0.70%
As on the end of previous 1 st quarter	100%	0.73%
As on the end of previous 2 nd quarter	100%	0.72%
As on the end of previous 3 rd quarter	100%	0.73%
As on the end of previous 4 th quarter	100%	0.74%



Pre & Post Scheme of Amalgamation Shareholding Pattern without PAN
Under Regulation 31(1)(c) of SEBI (Listing Obligations and Disclosure Requirements) Regulations, 2015

Pre - Scheme of Amalgamation Shareholding Pattern without PAN

1. Name of Listed Entity : **Kothari Sugars and Chemicals Limited(“Transferor Company”)**
2. Scrip Code/Name of Scrip/Class of Security : **KOTARISUG / EQUITY**
3. Share Holding Pattern Filed under : **Regulation 31(1)(c)**
4. Share Holding Pattern as on : **May 22, 2026**
5. **Declaration:** The company declare the following to the extent of submission of information: -

Sl. No.	Particulars	Yes	No
(i)	Whether the Listed Entity has issued any partly paid up shares?	-	✓
(ii)	Whether the Listed Entity has issued any Convertible Securities or Warrants?	-	✓
(iii)	Whether the Listed Entity has any shares against which depository receipts are issued?	-	✓
(iv)	Whether the Listed Entity has any shares in locked-in?	-	✓
(v)	Whether any shares held by promoters are pledge or otherwise encumbered?	-	✓
(vi)	Whether the listed entity has any significant beneficial owner?	✓	-



6. The tabular format for disclosure of holding of specified securities is as follows:-


Table I: Summary Statement holding of Specified Securities

	Category of shareholder (II)	Nos. of share holders (III)	No. of fully paid up equity shares held (IV)	No. of Partly paid-up equity shares held (V)	No. of shares underlying Depository Receipts (VI)	Total nos. shares held (VII) = (IV) + (V) + (VI)	Share holding as a % of total no. of shares (calculated as per SCRR 1957) (VIII) As a % of (A+B+C2)	Number of Voting Rights held in each class of securities (IX)			No. of shares Underlying Outstanding convertible securities (including Warrants) (X)	Shareholding, as a % assuming full conversion of convertible securities (as a % of diluted share capital) (XI) = (VII) + (X) As a % of (A+B+C2)	Number of Locked in shares (XII)		Number of Shares pledged or otherwise encumbered (XIII)	Number of equity shares held in dematerialized form (XIV)		
								No. of Voting Rights	Total as a % of (A+B+C)				No.	as a % of total share held			No.	as a % of total share held
								Class equity	class	Total								
(A)	Promoter & Promoter Group	4	6,09,47,600	0	0	6,09,47,600	73.53	6,09,47,600	0	6,09,47,600	73.53	0	73.53	0	0	0	0	6,09,47,600
(B)	Public	63,890	2,19,40,980	0	0	2,19,40,980	26.47	2,19,40,980	0	2,19,40,980	26.47	0	26.47	0	0	0	0	2,19,04,284
(C)	Non Promoter-Non Public	0	0	0	0	0	0	0	0	0	0	0	0	0	0	0	0	0
(C1)	Shares underlying DRs	0	0	0	0	0	0	0	0	0	0	0	0	0	0	0	0	0
(C2)	Shares held by employee Trusts	0	0	0	0	0	0	0	0	0	0	0	0	0	0	0	0	0
	Total	63,894	8,28,88,580	0	0	8,28,88,580	100	8,28,88,580	0	8,28,88,580	100	0	100	0	0	0	0	8,28,51,884



Table II: Statement showing shareholding pattern of the **Promoter and Promoter Group**

Category of shareholder (I)	Entity type i.e. promoter OR promoter group entity (except promoter)	PAN (II)	Nos. of shareholders (III)	No. of fully paid up equity shares held (IV)	No. of Partly paid-up equity shares held (V)	No. of shares underlying Depository Receipts (VI)	Total nos. shares held (VII) = (IV)+(V)+(VI)	Share holding as a % of total no. of shares (calculated as per SCRR, 1957)	Number of Voting Rights held in each class of securities (IX)			No. of Shares Under lying Outstanding convertible securities (as a % of diluted share capital)	Shareholding, as a % assuming full conversion of convertible securities (as a % of diluted share capital)	Number of Locked in shares (XII)		Number of Shares pledged or otherwise enumerated (XIII)		Number of equity shares held in dematerialized form (XIV)	
									Class Equity	class	Total			No.	As a % of total Shares held	No.	As a % of total share held		
(1)	Indian																		
(a)	Individuals/ Hindu undivided Family		3	27,60,990	0	0	27,60,990	3.33	27,60,990	0	27,60,990	3.33	0	3.33	0	0	0	0	27,60,990
	Nina Bhadrashyam Kothari	Promoter		26,83,498	0	0	26,83,498	3.24	26,83,498	0	26,83,498	3.24	0	3.24	0	0	0	0	26,83,498
	Nayantara Bhadrashyam. Kothari	Promoter		23,025	0	0	23,025	0.03	23,025	0	23,025	0.03	0	0.03	0	0	0	0	23,025
	Arjun Bhadrashyam Kothari	Promoter		54,467	0	0	54,467	0.07	54,467	0	54,467	0.07	0	0.07	0	0	0	0	54,467
	Anandita Arjun Kothari	Promoter		0	0	0	0	0	0	0	0	0	0	0	0	0	0	0	0
(b)	Central / State Government(s)			0	0	0	0	0	0	0	0	0	0	0	0	0	0	0	0
(c)	Financial Institutions/ Banks		0	0	0	0	0	0	0	0	0	0	0	0	0	0	0	0	0




(d)	any other Bodies Corporate		1	5,81,86,610	0	0	5,81,86,610	70.20	5,81,86,610	0	5,81,86,610	70.20	0	70.20	0	0	0	0	5,81,86,610
	NBK Real Estates Private Ltd	Promoter		5,81,86,610	0	0	5,81,86,610	70.20	5,81,86,610	0	5,81,86,610	70.20	0	70.20	0	0	0	0	5,81,86,610
	Sub-Total (A)(1)		4	6,09,47,600	0	0	6,09,47,600	73.53	6,09,47,600	0	6,09,47,600	73.53	0	73.53	0	0	0	0	6,09,47,600
(2)	Foreign																		
(a)	Individuals (NRI/ Foreign Individuals)			0	0	0	0	0	0	0	0	0	0	0	0	0	0	0	0
(b)	Government			0	0	0	0	0	0	0	0	0	0	0	0	0	0	0	0
(c)	Institutions			0	0	0	0	0	0	0	0	0	0	0	0	0	0	0	0
(d)	Foreign portfolio investor			0	0	0	0	0	0	0	0	0	0	0	0	0	0	0	0
(e)	Any other (specify)			0	0	0	0	0	0	0	0	0	0	0	0	0	0	0	0
	Sub-Total (A)(2)			0	0	0	0	0	0	0	0	0	0	0	0	0	0	0	0
	Total Share holding of Promoter & Promoter Group (A)=(A)(1) +(A)(2)		4	6,09,47,600	0	0	6,09,47,600	73.53	6,09,47,600	0	6,09,47,600	73.53	0	73.53	0	0	0	0	6,09,47,600



Category & Name of the shareholders (I)	PAN (II)	Nos. of shareholders (III)	No. of fully paid-up equity shares held (IV)	Partly paid-up equity shares held (V)	No. of share underlying Depository Receipts (VI)	Total nos. shares held (VII) = (IV)+ (V)+ (VI)	Share holding % (calculated as per SCRR, 1957) (VIII) As a % of (A+B+C2)	Number of Voting Rights held in each class of securities (IX)			No. of Shares Underlying Outstanding convertible securities (including Warrants) (X)	Total share holding, as a % assuming full conversion of convertible securities (as a % of diluted share capital) (XI)	Number of Locked in shares (XII)		Number of Shares pledged or otherwise encumbered (XIII)	Number of equity shares held in dematerialized form (XIV)	Sub-categorization of shares (XV)			
								No of Voting Rights	Total as a % of total voting rights				No.	as a % of total share held			No	as a % of total shares held	Sub-category (i)	Sub-category (ii)
								Class Equity	Class y	total										
3 Central government / State Government(s)																				
(a) Central Government / President of India		0	0	0	0	0	0	0	0	0	0	0	0	0	0	NA	0	-	-	-
(b) State Government / Governor		0	0	0	0	0	0	0	0	0	0	0	0	0	0	NA	0	-	-	-
(c) Shareholding by Companies or Bodies Corporate where Central / State Government is a promoter		2	11,025	0	0	11,025	0.01	11,025	0	11,025	0.01	0.01	0	0	0	NA	675	-	-	-
Sub-Total B(3)		2	11,025	0	0	11,025	0.01	11,025	0	11,025	0.01	0.01	0	0	0	NA	675	-	-	-



Category & Name of the shareholders (I)	PAN (II)	Nos. of shareholders (III)	No. of fully paid-up equity shares held (IV)	Partly paid-up equity shares held (V)	No. of share under lying Depositor Receipts (VI)	Total nos. shares held (VII) = (IV)+ (V)+ (VI)	Share holding % (calculated as per SCRR, 1957) (VIII) As a % of (A+B+C 2)	Number of Voting Rights held in each class of securities (IX)			No. of Shares Under lying Outstanding convertible securities (including Warrants) (X)	Total share holding, as a % assuming full conversion of convertible securities (as a % of diluted share capital) (XI)	Number of Locked in shares (XII)		Number of Shares pledged or otherwise encumbered (XIII)	Number of equity shares held in dematerialized form (XIV)	Sub-categorization of shares (XV)				
								Class Equity	Class	total			No.	as a % of total share held			Sub-category (i)	Sub-category (ii)	Sub-category (iii)		
4 Non-institutions																					
(a) Associate companies / Subsidiaries		0	0	0	0	0	0	0	0	0	0	0	0	0	0	0	NA	0	-	-	-
(b) Directors and their relatives(excluding independent directors and nominee directors)		0	0	0	0	0	0	0	0	0	0	0	0	0	0	0	NA	0	-	-	-
(c) Key Managerial Personnel		0	0	0	0	0	0	0	0	0	0	0	0	0	0	0	NA	0	-	-	-
(d) Relatives of promoters (other than 'immediate relatives' of promoter disclosed under 'Promoter and Promoter Group' category)		0	0	0	0	0	0	0	0	0	0	0	0	0	0	0	NA	0	-	-	-
(e) Trusts where any person belonging to 'Promoter and Promoter Group' category is 'trustee', 'beneficiary', or 'author of the trust'		0	0	0	0	0	0	0	0	0	0	0	0	0	0	0	NA	0	-	-	-
(f) Investor Education and Protection Fund (IEPF)		1	2,79,396	0	0	2,79,396	0.34	2,79,396	0	2,79,396	0.34	0	0.34	0	0	0	NA	2,79,396	-	-	-



(g)	Resident Individuals holding nominal share capital up to Rs. 2 lakhs	62,740	1,61,75,587	0	0	1,61,75,587	19.51	1,61,75,587	0	1,61,75,587	19.51	0	19.51	0	0	NA	1,61,50,285	-	-	-
(h)	Resident Individuals holding nominal share capital in excess of Rs. 2 lakhs	62	27,70,905	0	0	27,70,905	3.34	27,70,905	0	27,70,905	3.34	0	3.34	0	0	NA	27,70,905	-	-	-
(i)	Non-Resident Indians (NRIs)	426	3,95,494	0	0	3,95,494	0.48	3,95,494	0	3,95,494	0.48	0	0.48	0	0	NA	3,95,489	-	-	-
(j)	Foreign Nationals	1	9	0	0	9	0.00	9	0	9	0.00	0	0.00	0	0	NA	9	-	-	-
(k)	Foreign companies	0	0	0	0	0	0	0	0	0	0	0	0	0	0	NA	0	-	-	-
(l)	Bodies Corporate	153	10,33,039	0	0	10,33,039	1.25	10,33,039	0	10,33,039	1.25	0	1.25	0	0	NA	10,32,000	-	-	-
(m)	Any Other (specify)	497	7,34,748	0	0	7,34,748	0.89	7,34,748	0	7,34,748	0.89	0	0.89	0	0	NA	7,34,748	-	-	-
	Clearing Members	1	2	0	0	2	0.00	2	0	2	0.00	0	0.00	0	0	NA	2	-	-	-
	Hindu Undivided Family	490	7,29,932	0	0	7,29,932	0.88	7,29,932	0	7,29,932	0.88	0	0.88	0	0	NA	7,29,932	-	-	-
	Trusts	1	25	0	0	25	0.00	25	0	25	0.00	0	0.00	0	0	NA	25	-	-	-
	LLP	5	4,789	0	0	4,789	0.01	4,789	0	4,789	0.01	0	0.01	0	0	NA	4,789	-	-	-
	Sub-Total B(4)	63,880	2,13,89,178	0	0	2,13,89,178	25.80	2,13,89,178	0	2,13,89,178	25.80	0	25.80	0	0	NA	2,13,62,832	-	-	-
	Total Public Shareholding (B) = (B)(1) + (B)(2) + (B)(3) + B(4)	63,890	2,19,40,980	0	0	2,19,40,980	26.47	2,19,40,980	0	2,19,40,980	26.47	0	26.47	0	0	NA	2,19,04,284	-	-	-

Details of the shareholders acting as persons in Concert including their Shareholding (No. and %):

Details of Shares which remain unclaimed may be given here along with details such as number of shareholders, outstanding shares held in demat/unclaimed suspense account, voting rights which are frozen etc.

Note:

- (1) PAN would not be displayed on website of Stock Exchange(s).
- (2) The above format needs to be disclosed along with the names of the shareholders holding 1% or more than 1% of shares of the listed entity. Column no. (XIII) is not applicable in the above format.
- (3) W.r.t. the information pertaining to Depository Receipts, the same may be disclosed in the respective columns to the extent information available and the balance to be disclosed as held by custodian.
- (4) Categorization and disclosure of each shareholder category should be carried out in the order prescribed in the above format. If a shareholder is falling under more than one category, then the same shall be classified in the category falling first in the order prescribed in the above format. Shareholding under any of the categories shall be unique and will not be duplicated under multiple categories.
- (5) Sub-categorization of shares under column no. (XV) will be based on shareholding (no. of shares) under the following sub-categories:
 - (i) Shareholders who are represented by a nominee Director on the board of the listed entity or have the right to nominate a representative (i.e. Director) on the board of the listed entity.
 - (ii) Shareholders who have entered into shareholder agreement with the listed entity.
 - (iii) Shareholders acting as persons in concert with promoters.



Table IV: Statement showing shareholding pattern of the Non Promoter - Non Public Shareholder

	Category of Shareholder (I)	PAN (II)	Nos. of share holders (III)	No. of fully paid up equity shares held (IV)	No. of Partly paid-up equity shares held (V)	No. of shares underlying Depository Receipts (VI)	Total nos. shares held (VII) = (IV)+(V)+(VI)	Shareholding as a % of total no. of shares (calculated as per SCRR, 1957) (VIII) As a % of (A+B+C2)	Number of Voting Rights held in each class of securities (IX)			No. of Shares Underlying Outstanding convertible securities (including Warrants) (X)	Total share holding, as a % assuming full conversion of convertible securities (as a % of diluted share capital) (XI)	Number of Locked in shares (XII)		Number of Shares pledged or otherwise encumbered (XIII)		Number of equity shares held in dematerialized form (XIV)		
									No. of Voting Rights		Total as a % of (A+B+C)			No.	as a % of total shares held	No.	as a % of total shares held			
									class equity	class y									total	
(1)	Custodian /DR Holder		0	0	0	0	0	0	0	0	0	0	0	0	0	0	0	0	0	
(a)	Name of DR Holder (if available)		0	0	0	0	0	0	0	0	0	0	0	0	0	0	0	0	0	0
(2)	Employee Benefit Trust (under SEBI (Share based Employee Benefit) Regulations, 2014)		0	0	0	0	0	0	0	0	0	0	0	0	0	0	0	0	0	0
	Total Non-Promoter - Non public share holding(C)= (C)(1)+(C)(2)		0	0	0	0	0	0	0	0	0	0	0	0	0	0	0	0	0	0



Table V- Statement showing details of significant beneficial owners


Sl. No.	Details of the significant beneficial owner			Details of the registered owner			(**) Details of holding/ exercise of right of the SBO in the reporting company, whether direct or indirect		Date of creation / acquisition of significant beneficial interest#				
	Name	PAN/ Passport No. in case of a foreign national	Nationality	Name	PAN/ Passport No. in case of a foreign national	Nationality	Whether by virtue of						
1	Nina Bhadrashyam Kothari		Indian	NBK Real Estates Private Limited		Incorporated in India	Shares	70.20%	22.12.2005				
							Voting Rights	70.20%					
							Rights on distributable dividend or any other distribution	70.20%					
							Exercise of control	Yes					
				Exercise of significant influence	Yes								
				Nina Bhadrashyam Kothari		Indian	NBK Real Estates Private Limited			Incorporated in India	Shares	3.24%	22.12.2005
											Voting Rights	3.24%	
											Rights on distributable dividend or any other distribution	3.24%	
Exercise of control	Yes												
Exercise of significant influence	Yes												
2	Arjun Bhadrashyam Kothari		Indian	NBK Real Estates Private Limited		Incorporated in India	Shares	70.20%	10.04.2015				
							Voting Rights	70.20%					
							Rights on distributable dividend or any other distribution	70.20%					
							Exercise of control	Yes					
				Exercise of significant influence	Yes								
				Arjun Bhadrashyam Kothari		Indian	Arjun Bhadrashyam Kothari			Indian	Shares	0.07%	10.04.2015
											Voting Rights	0.07%	
											Rights on distributable dividend or any other distribution	0.07%	
Exercise of control	Yes												
Exercise of significant influence	Yes												

[* In case the nature of the holding/ exercise of the right of a SBO falls under multiple categories specified under (a) to (e) under Column III, multiple rows for the same SBO shall be inserted accordingly for each of the categories. # This column shall have the details as specified by the listed entity under Form No. BEN-2 as submitted to the Registrar.



Table VI - Statement showing foreign ownership limits

	Board Approved Limits	Limits Utilized
As on Shareholding date -	100%	0.39% *
As on the end of previous 1 st quarter	100%	0.40%
As on the end of previous 2 nd quarter	100%	0.40%
As on the end of previous 3 rd quarter	100%	0.43%
As on the end of previous 4 th quarter	100%	0.80%



Post - Scheme of Amalgamation Shareholding Pattern without PAN
Under Regulation 31(1)(c) of SEBI (Listing Obligations and Disclosure Requirements) Regulations, 2015



1. Name of Listed Entity : **Kothari Petrochemicals Limited (“Transferee Company”)**

2. Scrip Code/Name of Scrip/Class of Security : **KOTHARIPET / EQUITY**

3. ISIN : **INE720A01015**

4. Share Holding Pattern Filed under : **Regulation 31(1)(c)**

5 Date of Report : **May 22, 2026**

6. **Declaration:** The company declare the following to the extent of submission of information: -

Sl. No.	Particulars	Yes	No
(i)	Whether the Listed Entity has issued any partly paid up shares?	-	√
(ii)	Whether the Listed Entity has issued any Convertible Securities or Warrants?	-	√
(iii)	Whether the Listed Entity has any shares against which depository receipts are issued?	-	√
(iv)	Whether the Listed Entity has any shares in locked-in?	-	√
(v)	Whether any shares held by promoters are pledge or otherwise encumbered?	-	√
(vi)	Whether the listed entity has any significant beneficial owner?	√	-



7. The tabular format for disclosure of holding of specified securities is as follows: -

Table I: Summary Statement holding of specified securities.

	Category of shareholder (II)	Nos. of share holders (III)	No. of fully paid up equity shares held (IV)	No. of Partly paid-up equity shares held (V)	No. of shares underlying Depository Receipts (VI)	Total nos. shares held (VII) = (IV) + (V)+ (VI)	Share holding as a % of total no. of shares (calculated as per SCRR, 1957) (VIII) as a % of (A+B+C2)	Number of Voting Rights held in each class of securities. (IX)			No. of shares Underlying Outstanding convertible securities (including Warrants) (X)	Shareholding, as a % assuming full conversion of convertible securities (as a % of diluted share capital) (XI)= (VII) +(X) As a % of (A+B+C2)	Number of Locked in shares (XII)		Number of Shares pledged or otherwise encumbered (XIII)		Number of equity shares held in dematerialized form (XIV)	
								No. of Voting Rights					Total as a % of (A+B+C)	No.	As a % of total shares held	No.		As a % of total Shares held
								Class Equity	class Y	Total								
(A)	Promoter & Promoter Group	5	5,46,85,524	0	0	5,46,85,524	72.50	5,46,85,524	0	5,46,85,524	72.50	0	0	0	0	0	5,46,85,524	
(B)	Public	90,510	2,07,37,592	0	0	2,07,37,592	27.50	2,07,37,592	0	2,07,37,592	27.50	0	0	0	0	0	1,98,24,106	
(C)	Non Promoter-Non Public	0	0	0	0	0	0	0	0	0	0	0	0	0	0	0	0	
(C1)	Shares underlying DRs	0	0	0	0	0	0	0	0	0	0	0	0	0	0	0	0	
(C2)	Shares held by employee Trusts	0	0	0	0	0	0	0	0	0	0	0	0	0	0	0	0	
	Total	90,515	7,54,23,116	0	0	7,54,23,116	100	7,54,23,116	0	7,54,23,116	100	0	0	0	0	0	7,45,09,630	



Table II: Statement showing shareholding pattern of the Promoter and Promoter Group

	Category of shareholder	Entity type i.e. promoter OR promoter group entity (except promoter)	PAN	Nos. of shareholders	No. of fully paid up equity shares held	No. of Partly paid-up equity shares held	No. of shares under lying Depository Receipts	Total nos. shares held	Share holding as a % of total no. of shares (calculated as per SCRR, 1957)	Number of Voting Rights held in each class of securities			No. of Shares Underlying Out standing convertible securities (as a % of diluted share capital)	Shareholding, as a % assuming full conversion of convertible securities (as a % of diluted share capital)	Number of Locked in shares (XII)		Number of Shares pledged or otherwise encumbered (XIII)		Number of equity shares held in dematerialized form (XIV)	
										No. of Voting Rights		total as a % of total Voting rights			No.	as a % of total share held	No. (a)	as a % of total share held		
										Class Equity	Class y									Total
(1)	Indian																			
(a)	Individuals/ Hindu undivided Family			3	68,19,390	0	0	68,19,390	9.04	68,19,390	0	68,19,390	9.04	0	9.04	0	0	0	0	68,19,390
	Names																			
	Nina Bhadrashyam Kothari	Promoter			67,94,199	0	0	67,94,199	9.01	67,94,199	0	67,94,199	9.01	0	9.01	0	0	0	0	67,94,199
	Arjun Bhadrashyam Kothari	Promoter			20,486	0	0	20,486	0.03	20,486	0	20,486	0.03	0	0.03	0	0	0	0	20,486
	Nayantara Bhadrashyam Kothari	Promoter			4,705	0	0	4,705	0.00	4,705	0	4,705	0.00	0	0.00	0	0	0	0	4,705
	Anandita Arjun Kothari	Promoter			0	0	0	0	0	0	0	0	0	0	0	0	0	0	0	0
(b)	Central / State Government(s)			0	0	0	0	0	0	0	0	0	0	0	0	0	0	0	0	0
(c)	Financial Institutions/ Banks			0	0	0	0	0	0	0	0	0	0	0	0	0	0	0	0	0



Category of shareholder	Entity type i.e. promoter OR promoter group entity (except promoter)	PAN	Nos. of shareholders	No. of fully paid up equity shares held	No. of Partly paid-up equity shares held	No. of shares under lying Depository Receipts	Total nos. shares held	Share holding as a % of total no. of shares (calculated as per SCRR, 1957)	Number of Voting Rights held in each class of securities			No. of Shares Underlying Outstanding convertible securities (as a % of diluted share capital)	Shareholding, as a % assuming full conversion of convertible securities (as a % of diluted share capital)	Number of Locked in shares (XII)		Number of Shares pledged or otherwise encumbered (XIII)		Number of equity shares held in dematerialized form (XIV)	
									Class Equity	Class y	Total			No.	as a % of total share held	No. (a)	as a % of total share held		
									No. of Voting Rights			total as a % of total Voting rights			No.	as a % of total share held	No. (a)	as a % of total share held	
(d)	any other																		
	Bodies Corporate		2	4,78,66,134	0	0	4,78,66,134	63.46	4,78,66,134	0	4,78,66,134	63.46	0	63.46	0	0	0	0	4,78,66,134
	NBK Real Estates Private Ltd	Promoter		1,16,37,322	0	0	1,16,37,322	15.43	1,16,37,322	0	1,16,37,322	15.43	0	15.43	0	0	0	0	1,16,37,322
	BHK Trading LLP	Promoter		3,62,28,812	0	0	3,62,28,812	48.03	3,62,28,812	0	3,62,28,812	48.03	0	48.03	0	0	0	0	3,62,28,812
	Sub-Total (A)(1)		5	5,46,85,524	0	0	5,46,85,524	72.50	5,46,85,524	0	5,46,85,524	72.50	0	72.50	0	0	0	0	5,46,85,524
(2)	Foreign																		
(a)	Individuals(NRI/ Foreign Individuals)		0	0	0	0	0	0	0	0	0	0	0	0	0	0	0	0	0
(b)	Government		0	0	0	0	0	0	0	0	0	0	0	0	0	0	0	0	0
(c)	Institutions		0	0	0	0	0	0	0	0	0	0	0	0	0	0	0	0	0
(d)	Foreign portfolio investor		0	0	0	0	0	0	0	0	0	0	0	0	0	0	0	0	0
(e)	Any Other (specify)		0	0	0	0	0	0	0	0	0	0	0	0	0	0	0	0	0
	Sub-Total (A)(2)		0	0	0	0	0	0	0	0	0	0	0	0	0	0	0	0	0
	Total Shareholding of Promoter and Promoter Group (A)= (A)(1)+(A)(2)		5	5,46,85,524	0	0	5,46,85,524	72.50	5,46,85,524	0	5,46,85,524	72.50	0	72.50	0	0	0	0	5,46,85,524

Details of Shares which remain unclaimed may be given here along with details such as number of shareholders, outstanding shares held in demat/unclaimed suspense account, voting rights which are frozen etc.




Table III: Statement showing shareholding pattern of the public shareholder

Category & Name of the shareholders (I)	PAN (II)	Nos. of shareholders (III)	No. of fully paid-up equity shares held (IV)	Partly paid-up equity shares held (V)	No. of share under lying Depository Receipts (VI)	Total nos. shares held (VII) = (IV)+ (V)+ (VI)	Share holding % (calculated as per SCRR, 1957) (VIII) As a % of (A+B+C2)	Number of Voting Rights held in each class of securities (IX)			No. of Shares Under lying Out standing convertible securities (including Warrants) (X)	Total share holding, as a % assuming full conversion of convertible securities (as a % of diluted share capital) (XI)	Number of Locked in shares (XII)		Number of Shares pledged or otherwise encumbered (XIII)	Number of equity shares held in dematerialized form (XIV)	Sub-categorization of shares (XV)			
								No. of Voting Rights	Total as a % of total voting rights				No.	as a % of total share held			No.	as a % of total shares held	Sub-category (i)	Sub-category (ii)
								Class Equity	Class y	total										
(1) Institutions (Domestic)																				
(a) Mutual Funds		5	49,407	0	0	49,407	0.07	49,407	0	49,407	0.07	0	0.07	0	0	NA	7	-	-	-
(b) Venture Capital Funds		0	0	0	0	0	0	0	0	0	0	0	0	0	0	NA	0	-	-	-
(c) Alternate Investment Funds		1	7,627	0	0	7,627	0.01	7,627	0	7,627	0.01	0	0.01	0	0	NA	7,627	-	-	-
(d) Banks		2	3,491	0	0	3,491	0.00	3,491	0	3,491	0.00	0	0.00	0	0	NA	3,491	-	-	-
(e) Insurance Companies		1	81,366	0	0	81,366	0.11	81,366	0	81,366	0.11	0	0.11	0	0	NA	81,366	-	-	-
(f) Provident Funds/ Pension Funds		0	0	0	0	0	0	0	0	0	0	0	0	0	0	NA	0	-	-	-
(g) Asset Reconstruction Companies		0	0	0	0	0	0	0	0	0	0	0	0	0	0	NA	0	-	-	-
(h) Sovereign Wealth Funds		0	0	0	0	0	0	0	0	0	0	0	0	0	0	NA	0	-	-	-
(i) NBFCs registered with RBI		0	0	0	0	0	0	0	0	0	0	0	0	0	0	NA	0	-	-	-
(j) Other Financial Institutions		0	0	0	0	0	0	0	0	0	0	0	0	0	0	NA	0	-	-	-
(k) Any Other (specify)		0	0	0	0	0	0	0	0	0	0	0	0	0	0	NA	0	-	-	-
Sub-Total (B)(1)		9	1,41,891	0	0	1,41,891	0.19	1,41,891	0	1,41,891	0.19	0	0.19	0	0	NA	92,491	-	-	-



Category & Name of the shareholders (I)	PAN (II)	Nos. of shareholders (III)	No. of fully paid-up equity shares held (IV)	Partly paid-up equity shares held (V)	No. of share under lying Depository Receipts (VI)	Total nos. shares held (VII) = (IV)+ (V)+ (VI)	Share holding % (calculated as per SCRR, 1957) (VIII) As a % of (A+B+C2)	Number of Voting Rights held in each class of securities (IX)			No. of Shares Underlying Outstanding convertible securities (including Warrants) (X)	Total share holding, as a % assuming full conversion of convertible securities (as a % of diluted share capital) (XI)	Number of Locked in shares (XII)		Number of Shares pledged or otherwise encumbered (XIII)	Number of equity shares held in dematerialized form (XIV)	Sub-categorization of shares (XV)				
								No. of Voting Rights	Total as a % of total voting rights				No.	as a % of total share held			as a % of total shares held	Sub-category (i)	Sub-category (ii)	Sub-category (iii)	
								Class Equity	Class y	total											
2																					
(a)	Foreign Direct Investment		0	0	0	0	0	0	0	0	0	0	0	0	0	0	NA	0	-	-	-
(b)	Foreign Venture Capital Investors		0	0	0	0	0	0	0	0	0	0	0	0	0	0	NA	0	-	-	-
(c)	Sovereign Wealth Funds		0	0	0	0	0	0	0	0	0	0	0	0	0	0	NA	0	-	-	-
(d)	Foreign Portfolio Investors Category I		3	29,629	0	0	29,629	0.04	29,629	0	29,629	0.04	0	0	0	0	NA	29,629	-	-	-
(e)	Foreign Portfolio Investors Category II		0	0	0	0	0	0	0	0	0	0	0	0	0	0	NA	0	-	-	-
(f)	Overseas Depositories (Holding DRs) (balancing figure)		0	0	0	0	0	0	0	0	0	0	0	0	0	0	NA	0	-	-	-
(g)	Any Other (specify)																				
	Sub-Total B(2)		3	29,629	0	0	29,629	0.04	29,629	0	29,629	0.04	0	0	0	0	NA	29,629	-	-	-



	Investor Education and Protection fund authority Ministry of corporate affairs		10,71,854	0	0	10,71,854	1.42	10,71,854	0	10,71,854	1.42	0	1.42	0	0	NA	10,71,854	-	-	-
(g)	Resident Individuals holding nominal share capital up to Rs. 2 lakhs	88,552	1,23,10,718	0	0	1,23,10,718	16.32	1,23,10,718	0	1,23,10,718	16.32	0	16.32	0	0	NA	1,15,54,607	-	-	-
(h)	Resident Individuals holding nominal share capital in excess of Rs. 2 lakhs	28	12,34,236	0	0	12,34,236	1.64	12,34,236	0	12,34,236	1.64	0	1.64	0	0	NA	12,09,036	-	-	-
(i)	Non-Resident Indians (NRIs)	881	6,76,909	0	0	6,76,909	0.90	6,76,909	0	6,76,909	0.90	0	0.90	0	0	NA	6,71,908	-	-	-
(j)	Foreign Nationals	1	1	0	0	1	0	1	0	1	0	0	0	0	0	NA	1	-	-	-
(k)	Foreign companies	0	0	0	0	0	0	0	0	0	0	0	0	0	0	NA	0	-	-	-
(l)	Bodies Corporate	238	47,82,559	0	0	47,82,559	6.34	47,82,559	0	47,82,559	6.34	0	6.34	0	0	NA	47,06,855	-	-	-
	INDSEC securities and finance Limited		12,48,260	0	0	12,48,260	1.65	12,48,260	0	12,48,260	1.65	0	1.65	0	0	NA	12,48,260	-	-	-
	NEXG Ventures India Pvt Ltd		9,45,000	0	0	9,45,000	1.25	9,45,000	0	9,45,000	1.25	0	1.25	0	0	NA	9,45,000	-	-	-
(m)	Any Other (specify)	794	4,87,340	0	0	4,87,340	0.65	4,87,340	0	4,87,340	0.65	0	0.65	0	0	NA	4,87,340	-	-	-
	Clearing Members	1	200	0	0	200	0.00	200	0	200	0.00	0	0.00	0	0	NA	200	-	-	-
	Independent Director & their Relatives	2	6,000	0	0	6,000	0.01	6,000	0	6,000	0.01	0	0.01	0	0	NA	6,000	-	-	-
	Hindu Undivided Family	777	4,74,298	0	0	4,74,298	0.63	4,74,298	0	4,74,298	0.63	0	0.63	0	0	NA	4,74,298	-	-	-
	Trust	3	1,405	0	0	1,405	0.00	1,405	0	1,405	0.00	0	0.00	0	0	NA	1,405	-	-	-
	LLP	11	5,437	0	0	5,437	0.01	5,437	0	5,437	0.01	0	0.01	0	0	NA	5,437	-	-	-
	Sub-Total B (4)	90,495	2,05,63,617	0	0	2,05,63,617	27.27	2,05,63,617	0	2,05,63,617	27.27	0	27.27	0	0	NA	1,97,01,601	-	-	-
	Total Public Shareholding (B) = (B)(1) + (B)(2) + (B)(3) + B(4)	90,510	2,07,37,592	0	0	2,07,37,592	27.50	2,07,37,592	0	2,07,37,592	27.50	0	27.50	0	0	NA	1,98,24,106	-	-	-

Details of the shareholders acting as persons in Concert including their Shareholding (No. and %):

Details of Shares which remain unclaimed may be given here along with details such as number of shareholders, outstanding shares held in demat/unclaimed suspense account, voting rights which are frozen etc.

Note:

- (1) PAN would not be displayed on website of Stock Exchange(s).
- (2) The above format needs to be disclosed along with the names of the shareholders holding 1% or more than 1% of shares of the listed entity. Column no. (XIII) is not applicable in the above format.
- (3) W.r.t. the information pertaining to Depository Receipts, the same may be disclosed in the respective columns to the extent information available and the balance to be disclosed as held by custodian.
- (4) Categorization and disclosure of each shareholder category should be carried out in the order prescribed in the above format. If a shareholder is falling under more than one category, then the same shall be classified in the category falling first in the order prescribed in the above format. Shareholding under any of the categories shall be unique and will not be duplicated under multiple categories.
- (5) Sub-categorization of shares under column no. (XV) will be based on shareholding (no. of shares) under the following sub-categories:
 - (i) Shareholders who are represented by a nominee Director on the board of the listed entity or have the right to nominate a representative (i.e. Director) on the board of the listed entity.
 - (ii) Shareholders who have entered into shareholder agreement with the listed entity.
 - (iii) Shareholders acting as persons in concert with promoters.



Table IV: Statement showing shareholding pattern of the **Non-Promoter- Non Public** shareholder

	Category & Name of the Shareholders (I)	PAN (II)	Nos. of shareholders (III)	No. of fully paid up equity shares held (IV)	No. of Partly paid-up equity shares held (V)	No. of shares underlying Depository Receipts (VI)	Total nos. shares held (VII) = (IV)+(V)+(VI)	Share holding % (calculated as per SCRR, 1957) (VIII) As a % of (A+B+C2)	Number of Voting Rights held in each class of securities (IX)			No. of Shares Underlying Outstanding convertible securities (including Warrants) (X)	Total share holding, as a % assuming full conversion of convertible securities (as a % of diluted share capital) (XI)	Number of Locked in shares (XII)		Number of Shares pledged or otherwise encumbered (XIII)		Number of equity shares held in dematerialized form (XIV)	
									No of Voting Rights					No.	as a % of total Share held	No.	as a % of total shares held		
									class X	class Y	total								
(1)	Custodian/DR Holder		0	0	0	0	0	0	0	0	0	0	0	0	0	0	0	0	
(a)	Name of DR Holder (if available)																	NA	0
(2)	Employee Benefit Trust (under SEBI (Share based Employee Benefit) Regulations, 2014)		0	0	0	0	0	0	0	0	0	0	0	0	0	0	0	NA	0
(a)	Name(xyz)																		
	Total Non-Promoter-Non public shareholding (C)= (C)(1)+(C)(2)		0	0	0	0	0	0	0	0	0	0	0	0	0	0	0	NA	0



Table V- Statement showing details of significant beneficial owners

Sl. No.	Details of the significant beneficial owner			Details of the registered owner			(*#) Details of holding/ exercise of right of the SBO in the reporting company, whether direct or indirect		Date of creation / acquisition of significant beneficial interest#
	Name	PAN/ Passport No. in case of a foreign national	Nationality	Name	PAN/ Passport No. in case of a foreign national	Nationality	Whether by virtue of		
1	Mrs. Nina Bhadrashyam Kothari		INDIAN	BHK Trading LLP		Incorporated in India	Shares	48.03%	07.08.2015
							Voting Rights	48.03%	
							Rights on distributable dividend or any other distribution	48.03%	
							Exercise of control	Yes	
							Exercise of significant influence	Yes	
				NBK Real Estates Private Limited		Incorporated in India	Shares	15.43%	Date of allotment of shares upon the Scheme becoming effective
							Voting Rights	15.43%	
							Rights on distributable dividend or any other distribution	15.43%	
							Exercise of control	Yes	
				Nina Bhadrashyam Kothari		Indian	Shares	9.01%	22.12.2005
							Voting Rights	9.01%	
							Rights on distributable dividend or any other distribution	9.01%	
Exercise of control	Yes								
							Exercise of significant influence	Yes	



2	Mr. Arjun Bhadrashyam Kothari	INDIAN	BHK Trading LLP	Incorporated in India	Shares	48.03%	07.08.2015
					Voting Rights	48.03%	
					Rights on distributable dividend or any other distribution	48.03%	
					Exercise of control	Yes	
					Exercise of significant influence	Yes	
					Shares	15.43%	
			Voting Rights	15.43%			
			Rights on distributable dividend or any other distribution	15.43%			
			Exercise of control	Yes			
			Exercise of significant influence	Yes			
			Shares	0.03%	10.04.2015		
			Voting Rights	0.03%			
Rights on distributable dividend or any other distribution	0.03%						
Exercise of control	Yes						
Exercise of significant influence	Yes						
Arjun B. Kothari	Indian	Indian	Shares	0.03%		10.04.2015	
			Voting Rights	0.03%			
			Rights on distributable dividend or any other distribution	0.03%			
			Exercise of control	Yes			
			Exercise of significant influence	Yes			
			Exercise of significant influence	Yes			

[* In case the nature of the holding/ exercise of the right of a SBO falls under multiple categories specified under (a) to (e) under Column III, multiple rows for the same SBO shall be inserted accordingly for each of the categories.

This column shall have the details as specified by the listed entity under Form No. BEN-2 as submitted to the Registrar.]

Table VI - Statement showing foreign ownership limits.

	Board Approved Limits	Limits Utilized
As on Shareholding date	100%	0.64%
As on the end of previous 1 st quarter	100%	0.73%
As on the end of previous 2 nd quarter	100%	0.72%
As on the end of previous 3 rd quarter	100%	0.73%
As on the end of previous 4 th quarter	100%	0.74%

